

Spring General Election

April 7, 2015

Election Date 04/07/2015
Number of votes reflect Jefferson County only

AS OF 04/14/15 08:29 AM

[Election Listing](#)

[County Clerks Home](#)

This page will auto refresh in 3.22 minutes

REGISTERED VOTERS - TOTAL	Votes
Registered Voters Total	53,917
Ballots Cast Total	12,485
Ballots Cast Blank	2




[Precincts Reporting 34 of 34 for 100%](#)

[Precinct Detail](#) [Top](#)

PROVISIONALS AND ABSENTEES OUTSTANDING	Votes
Provisionals Outstanding	0
Provisionals Received & Counted	0
Absentees Outstanding	103
Absentees Received & Counted	660



[Precincts Reporting 34 of 34 for 100%](#)

[Precinct Detail](#) [Top](#)

Justice of the Supreme Court Vote for 1		Votes
Ann W. Bradley (NON)		49.39% 5,895
James P. Daley (NON)		50.49% 6,026
Write In (NON)		0.13% 15
Over Votes		0
Under Votes		466



[Precincts Reporting 34 of 34 for 100%](#)

[Precinct Detail](#) [Top](#)

Circuit Court Judge, Branch 1 Vote for 1		Votes
Jennifer L. Weston (NON)		99.04% 7,648
Write In (NON)		0.96% 74
Over Votes		0
Under Votes		3967

[Precincts Reporting 34 of 34 for 100%](#)

[Precinct Detail](#) [Top](#)

Town Board Chairperson Town of Aztalan Vote for 1		Votes
Gene A. Olson, Jr. (NON)		86.21% 225
Write In (NON)		13.79% 36





Over Votes	0
Under Votes	61

[Precincts Reporting 1 of 1 for 100%](#)

[Precinct Detail](#) [Top](#)

Town Board Supervisor Town of Aztalan Vote for 2

Votes



Mike Burow (NON)		32.49%	154
Merlin Lange (NON)		31.01%	147
Adam Zimmerman (NON)		36.08%	171
Write In (NON)		0.42%	2
Over Votes			0
Under Votes			170

[Precincts Reporting 1 of 1 for 100%](#)

[Precinct Detail](#) [Top](#)

Town Clerk Town of Aztalan Vote for 1

Votes



Sandra Marks (NON)		99.63%	270
Write In (NON)		0.37%	1
Over Votes			0
Under Votes			51

[Precincts Reporting 1 of 1 for 100%](#)

[Precinct Detail](#) [Top](#)

Town Treasurer Town of Aztalan Vote for 1

Votes



Brenda Wesa (NON)		99.64%	275
Write In (NON)		0.36%	1
Over Votes			0
Under Votes			46

[Precincts Reporting 1 of 1 for 100%](#)

[Precinct Detail](#) [Top](#)

Town Board Chairperson Town of Cold Spring Vote for 1

Votes



Mark D. Hoffmann (NON)		100.00%	144
Write In (NON)		0.00%	0
Over Votes			0
Under Votes			21

[Precincts Reporting 1 of 1 for 100%](#)

[Precinct Detail](#) [Top](#)

Town Board Supervisor I Town of Cold Spring Vote for 1

Votes



Richard C. Rozelle (NON)		99.27%	136
Write In (NON)		0.73%	1
Over Votes			0
Under Votes			28

[Precincts Reporting 1 of 1 for 100%](#)

[Precinct Detail](#) [Top](#)

Town Board Supervisor II Town of Cold Spring Vote for 1

Votes



Byron E. Freeman (NON)		100.00%	138
Write In (NON)		0.00%	0
Over Votes			0
Under Votes			27

[Precincts Reporting 1 of 1 for 100%](#)

[Precinct Detail](#) [Top](#)

Town Clerk Town of Cold Spring Vote for 1

Votes



Lisa M. Griep (NON)		100.00%	147
Write In (NON)		0.00%	0
Over Votes			0
Under Votes			18

[Precincts Reporting 1 of 1 for 100%](#)

[Precinct Detail](#) [Top](#)

Town Treasurer Town of Cold Spring Vote for 1

Votes



Becky Skindingsrude (NON)		100.00%	144
Write In (NON)		0.00%	0
Over Votes			0
Under Votes			21

[Precincts Reporting 1 of 1 for 100%](#)

[Precinct Detail](#) [Top](#)

Town Board Chairperson Town of Concord Vote for 1

Votes




Bill Ingersoll (NON)		98.16%	267
Write In (NON)		1.84%	5
Over Votes			0
Under Votes			60

[Precincts Reporting 1 of 1 for 100%](#)

[Precinct Detail](#) [Top](#)

Town Board Supervisor Town of Concord Vote for 2

Votes



Ted Mueller (NON)		40.26%	157
Lloyd Zastrow (NON)		57.44%	224
Write In (NON)		2.31%	9
Over Votes			0
Under Votes			274

[Precincts Reporting 1 of 1 for 100%](#)

[Precinct Detail](#) [Top](#)

Town Clerk Town of Concord Vote for 1

Votes



Brian F. Neumann (NON)		99.18%	242
Write In (NON)		0.82%	2
Over Votes			0
Under Votes			88

[Precincts Reporting 1 of 1 for 100%](#)

[Precinct Detail](#)[Top](#)

Town Treasurer Town of Concord Vote for 1



Votes

James Zastrow (NON)		99.23%	258
Write In (NON)		0.77%	2
Over Votes			0
Under Votes			72

[Precincts Reporting 1 of 1 for 100%](#)[Precinct Detail](#)[Top](#)

Town Board Chairperson Town of Farmington Vote for 1



Votes

Donald Reese (NON)		98.62%	215
Write In (NON)		1.38%	3
Over Votes			0
Under Votes			63

[Precincts Reporting 1 of 1 for 100%](#)[Precinct Detail](#)[Top](#)

Town Board Supervisor Town of Farmington Vote for 2



Votes

Kevin Emrath (NON)		48.29%	184
Scott Sukow (NON)		51.18%	195
Write In (NON)		0.52%	2
Over Votes			0
Under Votes			182

[Precincts Reporting 1 of 1 for 100%](#)[Precinct Detail](#)[Top](#)

Town Clerk Town of Farmington Vote for 1



Votes

Tami Latsch (NON)		99.58%	236
Write In (NON)		0.42%	1
Over Votes			0
Under Votes			45

[Precincts Reporting 1 of 1 for 100%](#)[Precinct Detail](#)[Top](#)

Town Treasurer Town of Farmington Vote for 1

Votes

Bernice Sukow (NON)		99.56%	228
Write In (NON)		0.44%	1
Over Votes			0
Under Votes			53

[Precincts Reporting 1 of 1 for 100%](#)[Precinct Detail](#)[Top](#)

Town Board Chairperson Town of Hebron Vote for 1

Votes

Ronald C. Kutz (NON)		100.00%	136
Write In (NON)		0.00%	0
Over Votes			0

Under Votes




44

[Precincts Reporting 1 of 1 for 100%](#)

[Precinct Detail](#) [Top](#)

Town Board Supervisor Town of Hebron Vote for 2

Votes



Matthew Foelker (NON)		53.13%	119
Randy Thorman (NON)		46.88%	105
Write In (NON)		0.00%	0
Over Votes			0
Under Votes			135

[Precincts Reporting 1 of 1 for 100%](#)

[Precinct Detail](#) [Top](#)

Town Clerk Town of Hebron Vote for 1

Votes



Kathleen Gross (NON)		100.00%	136
Write In (NON)		0.00%	0
Over Votes			0
Under Votes			44

[Precincts Reporting 1 of 1 for 100%](#)

[Precinct Detail](#) [Top](#)

Town Treasurer Town of Hebron Vote for 1

Votes



Laurie Brittnacher (NON)		100.00%	136
Write In (NON)		0.00%	0
Over Votes			0
Under Votes			44

[Precincts Reporting 1 of 1 for 100%](#)

[Precinct Detail](#) [Top](#)

Town Board Chairperson Town of Ixonia Vote for 1

Votes





Perry T. Goetsch (NON)		98.48%	519
Write In (NON)		1.52%	8
Over Votes			0
Under Votes			203

[Precincts Reporting 1 of 1 for 100%](#)

[Precinct Detail](#) [Top](#)

Town Board Supervisor Town of Ixonia Vote for 2

Votes



Jeff Taylor (NON)		37.11%	367
Peter Mark (NON)		32.15%	318
Kitty Krueger (NON)		30.03%	297
Write In (NON)		0.71%	7
Over Votes			0
Under Votes			471

[Precincts Reporting 1 of 1 for 100%](#)

[Precinct Detail](#) [Top](#)

Town Board Chairperson Town of Jefferson Vote for 1

Votes



Nancy J. Emons (NON)		98.91%	271
Write In (NON)		1.09%	3
Over Votes			0
Under Votes			141

[Precincts Reporting 1 of 1 for 100%](#)

[Precinct Detail](#) [Top](#)

Town Board Supervisor 1 Town of Jefferson Vote for 1

Votes


Tracie Stammer (NON)		99.63%	269
Write In (NON)		0.37%	1
Over Votes			0
Under Votes			145

[Precincts Reporting 1 of 1 for 100%](#)

[Precinct Detail](#) [Top](#)

Town Board Supervisor 3 Town of Jefferson Vote for 1

Votes



Write In (NON)		100.00%	44
Over Votes			0
Under Votes			371

[Precincts Reporting 1 of 1 for 100%](#)

[Precinct Detail](#) [Top](#)

Town Constable Town of Jefferson Vote for 1

Votes


Tom Beane (NON)		100.00%	267
Write In (NON)		0.00%	0
Over Votes			0
Under Votes			148

[Precincts Reporting 1 of 1 for 100%](#)

[Precinct Detail](#) [Top](#)

Town Board Chairperson Town of Koshkonong Vote for 1

Votes


Fred Walling (NON)		55.67%	260
Dave Raymond (NON)		43.90%	205
Write In (NON)		0.43%	2
Over Votes			0
Under Votes			68

[Precincts Reporting 1 of 1 for 100%](#)

[Precinct Detail](#) [Top](#)



Town Board Supervisor I Town of Koshkonong Vote for 1

Votes

Hugh E. McMahon (NON)		98.06%	353
Write In (NON)		1.94%	7
Over Votes			0
Under Votes			175

[Precincts Reporting 1 of 1 for 100%](#)

[Precinct Detail](#) [Top](#)

Town Board Supervisor II Town of Koshkonong Vote for 1		Votes	
Jim Brandenburg (NON)		97.28%	358
Write In (NON)		2.72%	10
Over Votes			0
Under Votes			166

[Precincts Reporting 1 of 1 for 100%](#)

[Precinct Detail](#) [Top](#)

Town Board Chairperson Town of Lake Mills Vote for 1		Votes	
Hope Oostdik (NON)		97.87%	276
Write In (NON)		2.13%	6
Over Votes			0
Under Votes			95

[Precincts Reporting 1 of 1 for 100%](#)

[Precinct Detail](#) [Top](#)

Town Board Supervisor I Town of Lake Mills Vote for 1		Votes	
David G. Schroeder (NON)		99.62%	259
Write In (NON)		0.38%	1
Over Votes			0
Under Votes			117



[Precincts Reporting 1 of 1 for 100%](#)

[Precinct Detail](#) [Top](#)

Town Board Supervisor II Town of Lake Mills Vote for 1		Votes	
Lee Peterson (NON)		57.99%	156
Jay Meister (NON)		41.64%	112
Write In (NON)		0.37%	1
Over Votes			0
Under Votes			108



[Precincts Reporting 1 of 1 for 100%](#)

[Precinct Detail](#) [Top](#)

Town Clerk Town of Lake Mills Vote for 1		Votes	
Sarah Fitzgibbon (NON)		99.26%	270
Write In (NON)		0.74%	2
Over Votes			0
Under Votes			105

[Precincts Reporting 1 of 1 for 100%](#)



[Precinct Detail](#) [Top](#)

Town Treasurer Town of Lake Mills Vote for 1		Votes	
Sharon M. Guenterberg (NON)		100.00%	292
Write In (NON)		0.00%	0
Over Votes			0
Under Votes			85

[Precincts Reporting 1 of 1 for 100%](#)

[Precinct Detail](#) [Top](#)





Town Board Chairperson Town of Milford Vote for 1

			Votes
Jeff Ziebell (NON)		96.65%	202
Write In (NON)		3.35%	7
Over Votes			0
Under Votes			51

[Precincts Reporting 1 of 1 for 100%](#)

[Precinct Detail](#) [Top](#)



Town Board Supervisors Town of Milford Vote for 2

			Votes
Joe Donnelly (NON)		38.00%	152
Tony Schadt (NON)		26.50%	106
Jason Hoffman (NON)		35.50%	142
Write In (NON)		0.00%	0
Over Votes			0
Under Votes			119

[Precincts Reporting 1 of 1 for 100%](#)

[Precinct Detail](#) [Top](#)




Town Clerk Town of Milford Vote for 1

			Votes
Karen Schadt (NON)		99.50%	199
Write In (NON)		0.50%	1
Over Votes			0
Under Votes			59

[Precincts Reporting 1 of 1 for 100%](#)

[Precinct Detail](#) [Top](#)



Town Treasurer Town of Milford Vote for 1

			Votes
Shannon M. Schmidt (NON)		39.24%	93
Kathy Redmer (NON)		60.76%	144
Write In (NON)		0.00%	0
Over Votes			0
Under Votes			22

[Precincts Reporting 1 of 1 for 100%](#)

[Precinct Detail](#) [Top](#)

Town Board Chairperson Town of Oakland Vote for 1




			Votes
Eugene Kapsner (NON)		99.69%	318
Write In (NON)		0.31%	1
Over Votes			0
Under Votes			0

[Precincts Reporting 1 of 1 for 100%](#)

[Precinct Detail](#) [Top](#)


Town Board Supervisor Town of Oakland Vote for 2

Votes

Joy E. Graffin (NON)		53.50%	283
Ted B. Crawford (NON)		46.12%	244
Write In (NON)		0.38%	2
Over Votes			0
Under Votes			0



Precincts Reporting 1 of 1 for 100%

[Precinct Detail](#) [Top](#)

Sanitary District #1 Town of Oakland Wards 1-3 Vote for 1		Votes	
Tim Bronn (NON)		100.00%	174
Write In (NON)		0.00%	0
Over Votes			0
Under Votes			0



Precincts Reporting 1 of 1 for 100%

[Precinct Detail](#) [Top](#)

Municipal Judge Town of Oakland Vote for 1		Votes	
Virginia L. Newcomb (NON)		99.66%	295
Write In (NON)		0.34%	1
Over Votes			0
Under Votes			0



Precincts Reporting 1 of 1 for 100%

[Precinct Detail](#) [Top](#)

Town Board Chairperson Town of Palmyra Vote for 1		Votes	
Larry Kau (NON)		97.67%	210
Write In (NON)		2.33%	5
Over Votes			0
Under Votes			84



Precincts Reporting 1 of 1 for 100%

[Precinct Detail](#) [Top](#)

Town Board Supervisor 1 Town of Palmyra Vote for 1		Votes	
Weenonah Brattset (NON)		96.77%	180
Write In (NON)		3.23%	6
Over Votes			0
Under Votes			113

Precincts Reporting 1 of 1 for 100%

[Precinct Detail](#) [Top](#)



Town Board Supervisor 2 Town of Palmyra Vote for 1		Votes	
Ed Miller (NON)		98.49%	196
Write In (NON)		1.51%	3
Over Votes			0
Under Votes			100

Precincts Reporting 1 of 1 for 100%

[Precinct Detail](#) [Top](#)

Town Clerk-Treasurer Town of Palmyra Vote for 1



Votes

William May (NON)		99.01%	201
Write In (NON)		0.99%	2
Over Votes			0
Under Votes			96

[Precincts Reporting 1 of 1 for 100%](#)[Precinct Detail](#)[Top](#)

Town Board Chairperson Town of Sullivan Vote for 1




Votes

Norman Stoner (NON)		99.65%	288
Write In (NON)		0.35%	1
Over Votes			0
Under Votes			99

[Precincts Reporting 1 of 1 for 100%](#)[Precinct Detail](#)[Top](#)

Town Board Supervisor Town of Sullivan Vote for 2


Votes

Tom Bauer (NON)		47.98%	238
Barry Boos (NON)		51.61%	256
Write In (NON)		0.40%	2
Over Votes			0
Under Votes			280

[Precincts Reporting 1 of 1 for 100%](#)[Precinct Detail](#)[Top](#)

Town Board Chairperson Town of Sumner Vote for 1

Votes

John Dohner, Jr. (NON)		94.74%	162
Write In (NON)		5.26%	9
Over Votes			0
Under Votes			57

[Precincts Reporting 1 of 1 for 100%](#)[Precinct Detail](#)[Top](#)

Town Board Supervisor I Town of Sumner Vote for 1


Votes

Randall Burdick (NON)		98.37%	181
Write In (NON)		1.63%	3
Over Votes			0
Under Votes			44

[Precincts Reporting 1 of 1 for 100%](#)[Precinct Detail](#)[Top](#)

Town Board Supervisor II Town of Sumner Vote for 1




Votes

Donald E. Carroll (NON)		39.20%	78
Write In (NON)		60.80%	121
Over Votes			0
Under Votes			29

[Precincts Reporting 1 of 1 for 100%](#)

[Precinct Detail](#) [Top](#)



Town Clerk Town of Sumner Vote for 1

		Votes
Glendan K. Rewoldt (NON)		65.90% 143
Michelle M. Morgan (NON)		33.64% 73
Write In (NON)		0.46% 1
Over Votes		0
Under Votes		11

[Precincts Reporting 1 of 1 for 100%](#)

[Precinct Detail](#) [Top](#)



Town Treasurer Town of Sumner Vote for 1

		Votes
Donna L. Skau (NON)		98.95% 189
Write In (NON)		1.05% 2
Over Votes		0
Under Votes		37

[Precincts Reporting 1 of 1 for 100%](#)

[Precinct Detail](#) [Top](#)




Town Board Chairperson Town of Waterloo Vote for 1

		Votes
Dale Neupert (NON)		99.14% 115
Write In (NON)		0.86% 1
Over Votes		0
Under Votes		24

[Precincts Reporting 1 of 1 for 100%](#)

[Precinct Detail](#) [Top](#)



Town Board Supervisor Town of Waterloo Vote for 2

		Votes
Harold Hann (NON)		48.99% 97
James Peschel (NON)		48.99% 97
Write In (NON)		2.02% 4
Over Votes		0
Under Votes		82

[Precincts Reporting 1 of 1 for 100%](#)

[Precinct Detail](#) [Top](#)

Town Clerk Town of Waterloo Vote for 1

		Votes
Cindy Schroeder (NON)		100.00% 118
Write In (NON)		0.00% 0
Over Votes		0
Under Votes		22

[Precincts Reporting 1 of 1 for 100%](#)

[Precinct Detail](#) [Top](#)




Town Treasurer Town of Waterloo Vote for 1

		Votes
Denise Bleecker (NON)		100.00% 119

Write In (NON)		0.00%	0
Over Votes			0
Under Votes			21





[Precincts Reporting 1 of 1 for 100%](#)

[Precinct Detail](#) [Top](#)

Town Board Chairperson Town of Watertown Vote for 1			Votes
Ed Bielinski (NON)		45.94%	249
Richard Gimler (NON)		53.51%	290
Write In (NON)		0.55%	3
Over Votes			0
Under Votes			15



[Precincts Reporting 1 of 1 for 100%](#)

[Precinct Detail](#) [Top](#)

Town Board Supervisor Town of Watertown Vote for 2			Votes
Ralph Wandersee (NON)		29.95%	257
John Thoma (NON)		39.16%	336
Robert Preuss (NON)		30.42%	261
Write In (NON)		0.47%	4
Over Votes			0
Under Votes			256



[Precincts Reporting 1 of 1 for 100%](#)

[Precinct Detail](#) [Top](#)

Town Clerk Town of Watertown Vote for 1			Votes
James Wendt (NON)		99.07%	427
Write In (NON)		0.93%	4
Over Votes			0
Under Votes			126

[Precincts Reporting 1 of 1 for 100%](#)

[Precinct Detail](#) [Top](#)

Town Treasurer Town of Watertown Vote for 1			Votes
Amy Winkelman (NON)		100.00%	456
Write In (NON)		0.00%	0
Over Votes			0
Under Votes			101

[Precincts Reporting 1 of 1 for 100%](#)

[Precinct Detail](#) [Top](#)




Village President Village of Cambridge Vote for 1			Votes
Steve Struss (NON)		100.00%	13
Write In (NON)		0.00%	0
Over Votes			0
Under Votes			0

[Precincts Reporting 1 of 1 for 100%](#)

[Precinct Detail](#) [Top](#)

Village Trustee Village of Cambridge Vote for 3

Votes




Ted Kumbier (NON)		45.45%	10
Kathy Cunningham (NON)		54.55%	12
Write In (NON)		0.00%	0
Over Votes			0
Under Votes			0

[Precincts Reporting 1 of 1 for 100%](#)

[Precinct Detail](#) [Top](#)

Village President Village of Johnson Creek Vote for 1

Votes

John L. Swisher (NON)		52.62%	221
Peter A. Hartz (NON)		46.43%	195
Write In (NON)		0.95%	4
Over Votes			0
Under Votes			36

[Precincts Reporting 1 of 1 for 100%](#)

[Precinct Detail](#) [Top](#)

Village Trustee Village of Johnson Creek Vote for 3

Votes

Steven W. Wollin (NON)		16.44%	169
Dale Theder (NON)		18.97%	195
Tim Semo (NON)		18.29%	188
Greg Schopp (NON)		14.79%	152
Randall Bieri (NON)		13.13%	135
Donald Smith (NON)		16.93%	174
Write In (NON)		1.46%	15
Over Votes			0
Under Votes			340



[Precincts Reporting 1 of 1 for 100%](#)

[Precinct Detail](#) [Top](#)

Village President Village of Lac La Belle Vote for 1
(Split County Race) [Link to](#)

Votes

[Waukesha County Results](#)

Timothy J. Clark (NON)		0.00%	0
Write In (NON)		0.00%	0
Over Votes			0
Under Votes			0




[Precincts Reporting 1 of 1 for 100%](#)

[Precinct Detail](#) [Top](#)

Village Trustee Village of Lac La Belle Vote for 2
(Split County Race) [Link to](#)

Votes



[Waukesha County Results](#)

Robert W. Butendorf, Jr. (NON)		0.00%	0
Mark Wille (IND)		0.00%	0
Write In (NON)		0.00%	0
Over Votes			0
Under Votes			0

Precincts Reporting 1 of 1 for 100%

[Precinct Detail](#) [Top](#)





Village President Village of Palmyra Vote for 1

			Votes
Dave Turner (NON)		96.71%	206
Write In (NON)		3.29%	7
Over Votes			0
Under Votes			99

Precincts Reporting 1 of 1 for 100%

[Precinct Detail](#) [Top](#)



Village Trustee Village of Palmyra Vote for 3

			Votes
Thomas Ball (NON)		36.39%	218
David Cox (NON)		30.22%	181
Kathleen Weiss (NON)		31.89%	191
Write In (NON)		1.50%	9
Over Votes			0
Under Votes			337

Precincts Reporting 1 of 1 for 100%

[Precinct Detail](#) [Top](#)




Village President Village of Sullivan Vote for 1

			Votes
Tammy Kevin (NON)		99.03%	102
Write In (NON)		0.97%	1
Over Votes			0
Under Votes			21

Precincts Reporting 1 of 1 for 100%

[Precinct Detail](#) [Top](#)

Village Trustee Village of Sullivan Vote for 2




			Votes
Tim Horton (NON)		28.65%	51
Gary Kernodle (NON)		32.02%	57
Roberta K. Montague (NON)		37.64%	67
Write In (NON)		1.69%	3
Over Votes			0
Under Votes			70

Precincts Reporting 1 of 1 for 100%

[Precinct Detail](#) [Top](#)



City Councilperson City of Fort Atkinson Vote for 3

			Votes
Jake Burow (NON)		21.14%	803
Mason T. Becker (NON)		27.12%	1,030

Davin Lescohier (NON)		26.70%	1,014
Paul Kotz (NON)		24.62%	935
Write In (NON)		0.42%	16
Over Votes			0
Under Votes			0



Precincts Reporting 1 of 1 for 100%

[Precinct Detail](#) [Top](#)

Aldersperson District B, City of Jefferson Wards 3,4 Vote for 1		Votes	
Vincent Krause (NON)		98.55%	204
Write In (NON)		1.45%	3
Over Votes			0
Under Votes			60





Precincts Reporting 1 of 1 for 100%

[Precinct Detail](#) [Top](#)

Aldersperson District D, City of Jefferson Wards 8-10 Vote for 1		Votes	
James M. Horn (NON)		100.00%	182
Write In (NON)		0.00%	0
Over Votes			0
Under Votes			76



Precincts Reporting 1 of 1 for 100%

[Precinct Detail](#) [Top](#)

Aldersperson at Large City of Jefferson Vote for 2		Votes	
Peg M. Beyer (NON)		37.61%	630
William R. Brandel (NON)		40.84%	684
Thomas L. Schamens (NON)		21.25%	356
Write In (NON)		0.30%	5
Over Votes			0
Under Votes			559



Precincts Reporting 3 of 3 for 100%

[Precinct Detail](#) [Top](#)

Councilperson at Large City of Lake Mills Vote for 1		Votes	
Kevin Lehner (NON)		48.00%	300
Michael J. Foster (NON)		50.88%	318
Write In (NON)		1.12%	7
Over Votes			0
Under Votes			211

Precincts Reporting 1 of 1 for 100%

[Precinct Detail](#) [Top](#)

Mayor City of Waterloo Vote for 1		Votes	
Robert Thompson (NON)		97.50%	234
Write In (NON)		2.50%	6
Over Votes			0

Under Votes



77

[Precincts Reporting 2 of 2 for 100%](#)

[Precinct Detail](#) [Top](#)

Aldersperson Ward 3 City of Waterloo Vote for 1

Votes

Timothy Thomas (NON)		100.00%	51
Write In (NON)		0.00%	0
Over Votes			0
Under Votes			15




[Precincts Reporting 1 of 1 for 100%](#)

[Precinct Detail](#) [Top](#)

Aldersperson District Third City of Watertown Wards 13,14 Vote for 1
(Split County Race) [Link to](#)

Votes

Dodge County Results

Chris Ruetten (NON)		47.42%	193
Ken Berg (NON)		52.58%	214
Write In (NON)		0.00%	0
Over Votes			0
Under Votes			22



[Precincts Reporting 1 of 1 for 100%](#)

[Precinct Detail](#) [Top](#)

Aldersperson District Five, City of Watertown Ward 8 Vote for 1
(Split County Race) [Link to](#)

Votes

Dodge County Results

Steve Zgonc (NON)		100.00%	42
Write In (NON)		0.00%	0
Over Votes			0
Under Votes			27




[Precincts Reporting 1 of 1 for 100%](#)

[Precinct Detail](#) [Top](#)

Aldersperson District Seven, City of Watertown Wards 9,10 Vote for 1
(Split County Race) [Link to](#)

Votes

Dodge County Results

Charles Damaske (NON)		33.18%	70
Augie Tietz (NON)		66.82%	141
Write In (NON)		0.00%	0
Over Votes			0
Under Votes			31



[Precincts Reporting 1 of 1 for 100%](#)

[Precinct Detail](#) [Top](#)

Aldersperson District Nine, City of Watertown Wards 15,16 Vote for 1
(Split County Race) [Link to](#)

Votes

Dodge County Results

James Romlein (NON)		97.29%	251
Write In (NON)		2.71%	7
Over Votes			0
Under Votes			98



[Precincts Reporting 1 of 1 for 100%](#)

[Precinct Detail](#) [Top](#)

Councilmember Aldermanic District 5, City of Whitewater Vote for 1
(Split County Race) [Link to](#)

Votes

Walworth County Results

Stephanie Abbott (NON)		100.00%	81
Write In (NON)		0.00%	0
Over Votes			0
Under Votes			0



[Precincts Reporting 1 of 1 for 100%](#)

[Precinct Detail](#) [Top](#)

Councilmember at Large City of Whitewater Vote for 1
(Split County Race) [Link to](#)

Votes

Walworth County Results

Patrick Singer (NON)		98.88%	88
Write In (NON)		1.12%	1
Over Votes			0
Under Votes			0



[Precincts Reporting 1 of 1 for 100%](#)

[Precinct Detail](#) [Top](#)

Municipal Judge City of Whitewater Vote for 1
(Split County Race) [Link to](#)

Votes

Walworth County Results

Richard C. Kelly (NON)		100.00%	82
Write In (NON)		0.00%	0
Over Votes			0
Under Votes			0

[Precincts Reporting 1 of 1 for 100%](#)

[Precinct Detail](#) [Top](#)

School Board Member School District of Cambridge Vote for 2

Votes


Margaret Sullivan (NON)		52.58%	295
Thomas E. Wright (NON)		46.52%	261
Write In (NON)		0.89%	5
Over Votes			0
Under Votes			51

[Precincts Reporting 4 of 4 for 100%](#)

[Precinct Detail](#)[Top](#)

School Board Member Edgerton School District Vote for 3





Votes

Jon Raymond (NON)		22.15%	33
Steven Doll (NON)		16.11%	24
Derek K. Ninmer (NON)		20.81%	31
Robert Chapados (NON)		12.75%	19
Steve Zartman (NON)		28.19%	42
Write In (NON)		0.00%	0
Over Votes			0
Under Votes			82

[Precincts Reporting 1 of 1 for 100%](#)[Precinct Detail](#)[Top](#)

School Board Member Fort Atkinson School District Vote for 2



Votes

Collin Maas (NON)		28.81%	1,095
Cynthia Harrington Ficenec (NON)		29.15%	1,108
Kim Patrick (NON)		41.49%	1,577
Write In (NON)		0.55%	21
Over Votes			0
Under Votes			572

[Precincts Reporting 8 of 8 for 100%](#)[Precinct Detail](#)[Top](#)

School Board Member Area 1 Jefferson School District Vote for 1



Votes

Gary Thompson (NON)		98.96%	1,521
Write In (NON)		1.04%	16
Over Votes			0
Under Votes			703

[Precincts Reporting 11 of 11 for 100%](#)[Precinct Detail](#)[Top](#)

School Board Member Area 2 Jefferson School District Vote for 1




Votes

Terry Deblare (NON)		99.25%	1,457
Write In (NON)		0.75%	11
Over Votes			0
Under Votes			772

[Precincts Reporting 11 of 11 for 100%](#)[Precinct Detail](#)[Top](#)

School Board Member Area 4 Jefferson School District Vote for 2

Votes





Richard Lovett (NON)		46.15%	1,140
Terri Wenkman (NON)		53.52%	1,322
Write In (NON)		0.32%	8
Over Votes			0
Under Votes			2010

[Precincts Reporting 11 of 11 for 100%](#)

[Precinct Detail](#)[Top](#)

School Board Member Johnson Creek School District Vote for 3





Votes

Kellie Loeb (NON)		34.47%	476
June Mccaffery (NON)		29.69%	410
Duane P. Draeger (NON)		32.87%	454
Write In (NON)		2.97%	41
Over Votes			0
Under Votes			965

[Precincts Reporting 6 of 6 for 100%](#)[Precinct Detail](#)[Top](#)

School Board Member Kettle Moraine School District Vote for 3




Votes

Jim Romanowski (NON)		100.00%	1
Kathy Kapsy (NON)		0.00%	0
Terri Phillips (NON)		0.00%	0
Write In (NON)		0.00%	0
Over Votes			0
Under Votes			2

[Precincts Reporting 1 of 1 for 100%](#)[Precinct Detail](#)[Top](#)

School Board Member Lake Mills School District Vote for 2





Votes

Donna D. Thomas (NON)		52.88%	1,019
Rachael Roglitz Davies (NON)		45.82%	883
Write In (NON)		1.30%	25
Over Votes			0
Under Votes			1154

[Precincts Reporting 7 of 7 for 100%](#)[Precinct Detail](#)[Top](#)

School Board Member Milton School District Vote for 3




Votes

Janet K. Green (NON)		28.21%	11
Bob Cullen (NON)		41.03%	16
Shelly Crull Hanke (NON)		30.77%	12
Write In (NON)		0.00%	0
Over Votes			0
Under Votes			18

[Precincts Reporting 1 of 1 for 100%](#)[Precinct Detail](#)[Top](#)

School Board Member Oconomowoc School District Vote for 3

Votes

John R. Suttner (NON)		31.44%	327
Donald Wiemer (NON)		35.10%	365
Jessica Karnowski (NON)		32.02%	333
Write In (NON)		1.44%	15
Over Votes			0

Under Votes

889

[Precincts Reporting 4 of 4 for 100%](#)

[Precinct Detail](#) [Top](#)

School Board Member Palmyra/Eagle School District Vote for 3

Votes



Bob Oleson (NON)		11.26%	188
Mathew M. Mecca (NON)		12.28%	205
Justin Thomas (NON)		30.56%	510
Scott Hoff (NON)		24.33%	406
Write In (NON)		21.57%	360
Over Votes			0
Under Votes			575

[Precincts Reporting 4 of 4 for 100%](#)

[Precinct Detail](#) [Top](#)

School Board Member Area 2 Waterloo School District Vote for 1

Votes



Eugene Kegler (NON)		99.66%	297
Write In (NON)		0.34%	1
Over Votes			0
Under Votes			105

[Precincts Reporting 4 of 4 for 100%](#)

[Precinct Detail](#) [Top](#)

School Board Member Area 3 Waterloo School District Vote for 1

Votes

Bobbi Forman (NON)		98.63%	289
Write In (NON)		1.37%	4
Over Votes			0
Under Votes			110






[Precincts Reporting 4 of 4 for 100%](#)

[Precinct Detail](#) [Top](#)

School Board Member Watertown School District Vote for 3
(Split County Race) [Link to](#)

Votes

Dodge County Results





Mark Putra (NON)		23.11%	1,338
Frances Milburn (NON)		18.07%	1,046
Jacob A. Maas (NON)		13.25%	767
Justin Pratt (NON)		12.56%	727
Karrie Uttech (NON)		18.48%	1,070
Jason Schwefel (NON)		14.20%	822
Write In (NON)		0.33%	19
Over Votes			0
Under Votes			2266

[Precincts Reporting 10 of 10 for 100%](#)

[Precinct Detail](#) [Top](#)

School Board Member Whitewater School District Vote for 2

Votes



Jim Stewart (NON)		29.71%	131
Kelly Davis (NON)		41.72%	184
Dan Mccrea (NON)		28.57%	126
Write In (NON)		0.00%	0
Over Votes			0
Under Votes			78

[Precincts Reporting 3 of 3 for 100%](#)

[Precinct Detail](#) [Top](#)

State Referendum Vote for 1Y

Votes



Yes (NON)		58.25%	6,986
No (NON)		41.75%	5,007
Over Votes			0
Under Votes			394

[Precincts Reporting 34 of 34 for 100%](#)

[Precinct Detail](#) [Top](#)

Jefferson School District Referendum Vote for 1Y

Votes



Yes (NON)		45.96%	1,006
No (NON)		54.04%	1,183
Over Votes			0
Under Votes			61

[Precincts Reporting 11 of 11 for 100%](#)

[Precinct Detail](#) [Top](#)

City of Watertown Referendum Vote for 1Y

Votes

Yes (NON)		69.22%	1,194
No (NON)		30.78%	531
Over Votes			0
Under Votes			105

[Precincts Reporting 5 of 5 for 100%](#)

[Close Precinct Detail](#) [Top](#)

	Yes (NON)	No (NON)
0029 C. WATERTOWN W8 AD5	45	22
0030 C. WATERTOWN W9,10 AD7	145	80
0031 C. WATERTOWN W11-12,17-18	484	209
0032 C. WATERTOWN W13-14 AD3	286	114
0033 C. WATERTOWN W15-16 AD9	234	106
CANDIDATE TOTALS	1,194	531
CANDIDATE PERCENT	69.22	30.78